

# Thermoelectric module TM - 127-1.4-6.0



## Performance Data

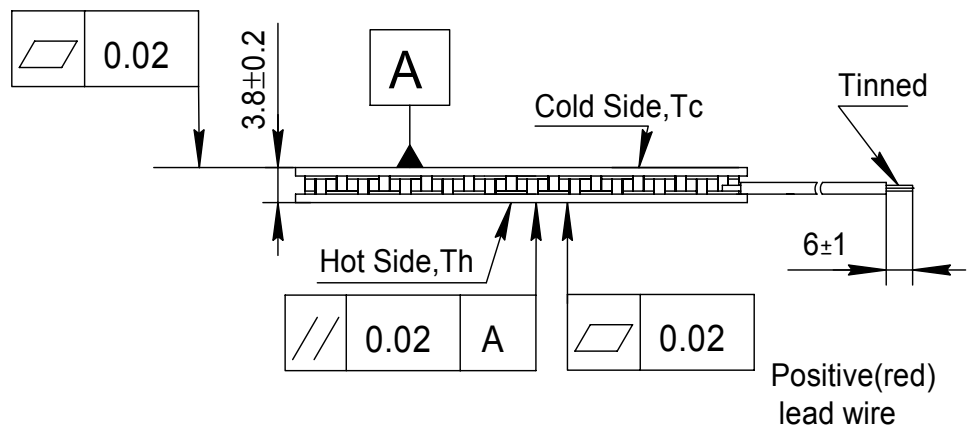
$I_{max}$ (amps)	6.4	$\Delta T = \Delta T_{max}$ . $T_h = 25 \pm 0.5$ °C.
$V_{max}$ (volts)	14.7	$T_h = 25 \pm 0.5$ °C. $\Delta T = \Delta T_{max}$ . $I = I_{max} \pm 0.1A$
$\Delta T_{max}$ (°C)	71	$T_h = 25 \pm 0.5$ °C. $I = I_{max} \pm 0.1A$
$Q_{max}$ (watts)	56	$T_h = T_c = 25 \pm 0.5$ °C. $I = I_{max} \pm 0.1A$
AC resistance (ohms)	2	$25 \pm 0.5$ °C.

Environment: dry air,  $N_2$

Tolerances for thermal and electrical parameters  $\pm 10\%$

Drawing № ND 001.00.00

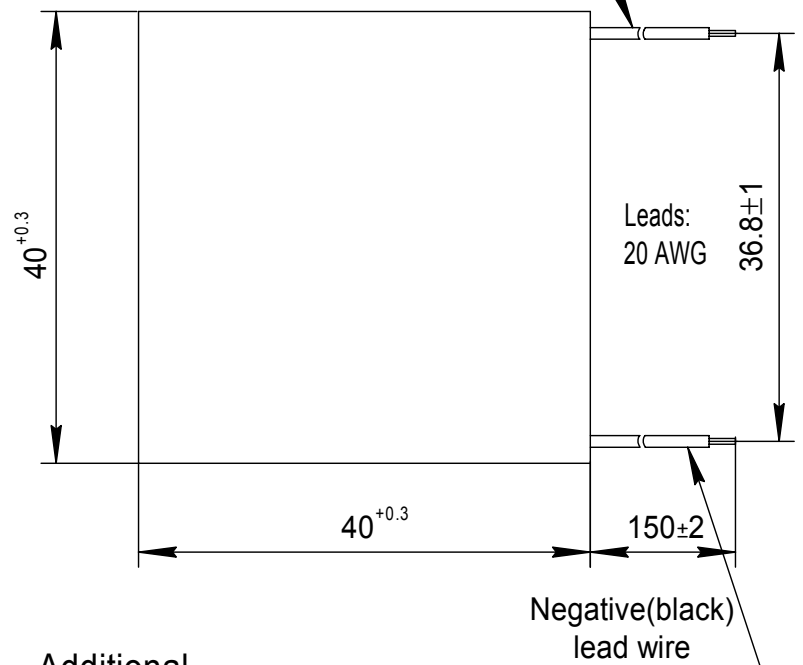
Dimensions in millimeters



## Options

Model Number	Description
TM-127-1.4-6.0 M	High reliable version on Cold Side

Lead wire insulation	Module maximum processing temperature
PVC	90°C
Silicone	200°C
PTFE	200°C



## Additional

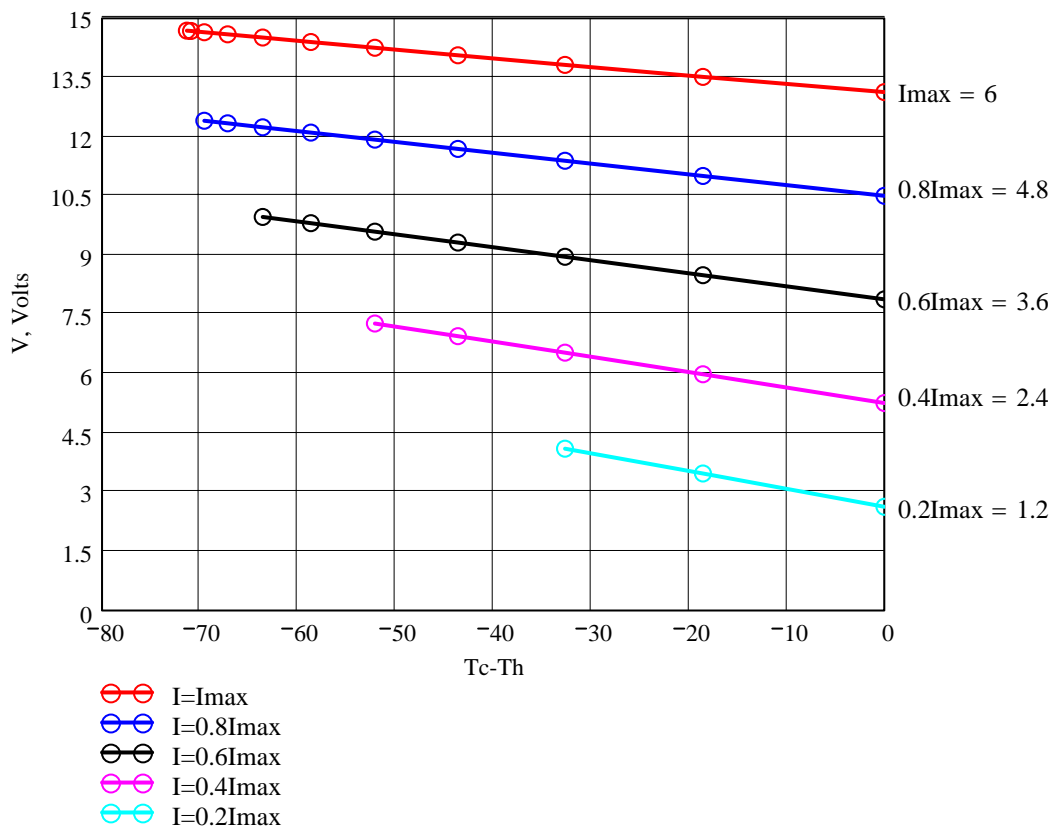
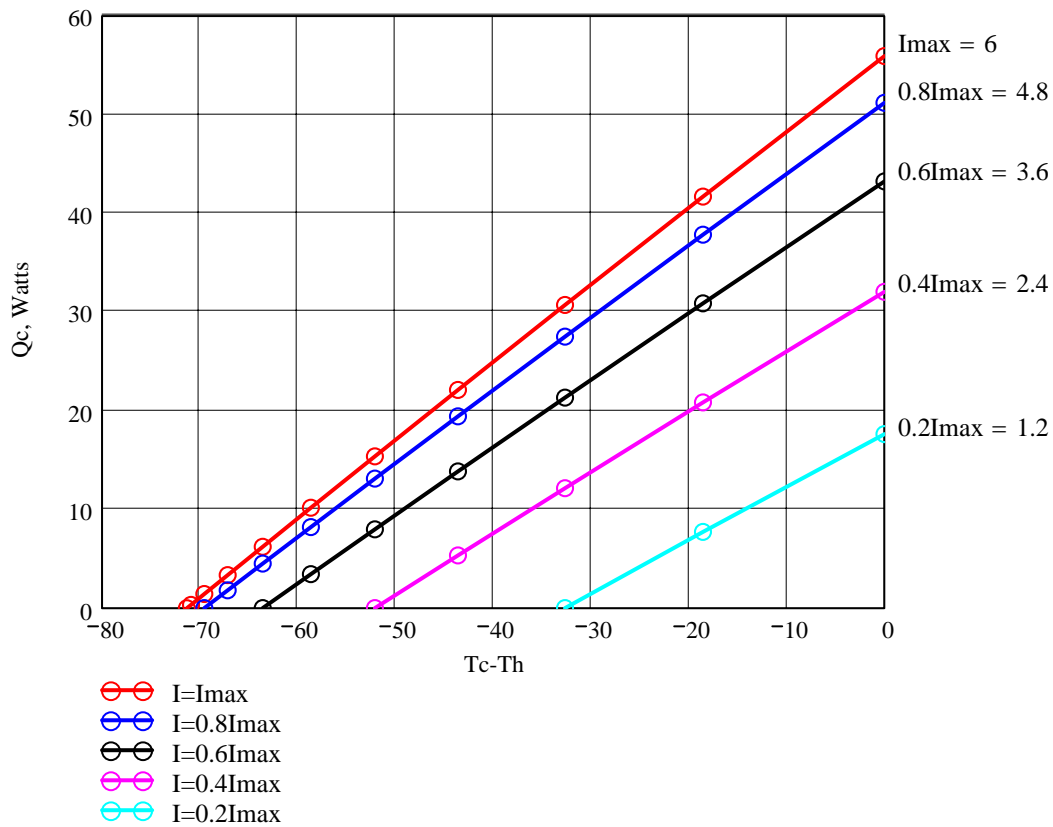
- RoHS 2002/95/EC compliant
- Cold Side and Hot Side Ceramics: Al<sub>2</sub>O<sub>3</sub>, white 96%
- Assembling Solder: SnSb, M.P. 232 °C ; SnCu M.P. 227 °C

SCTB NORD, 3, Peschany Carrier, 109383 Moscow, Russia;

Tel +7(495)-357-67-71; FAX +7(495)-348-07-00;

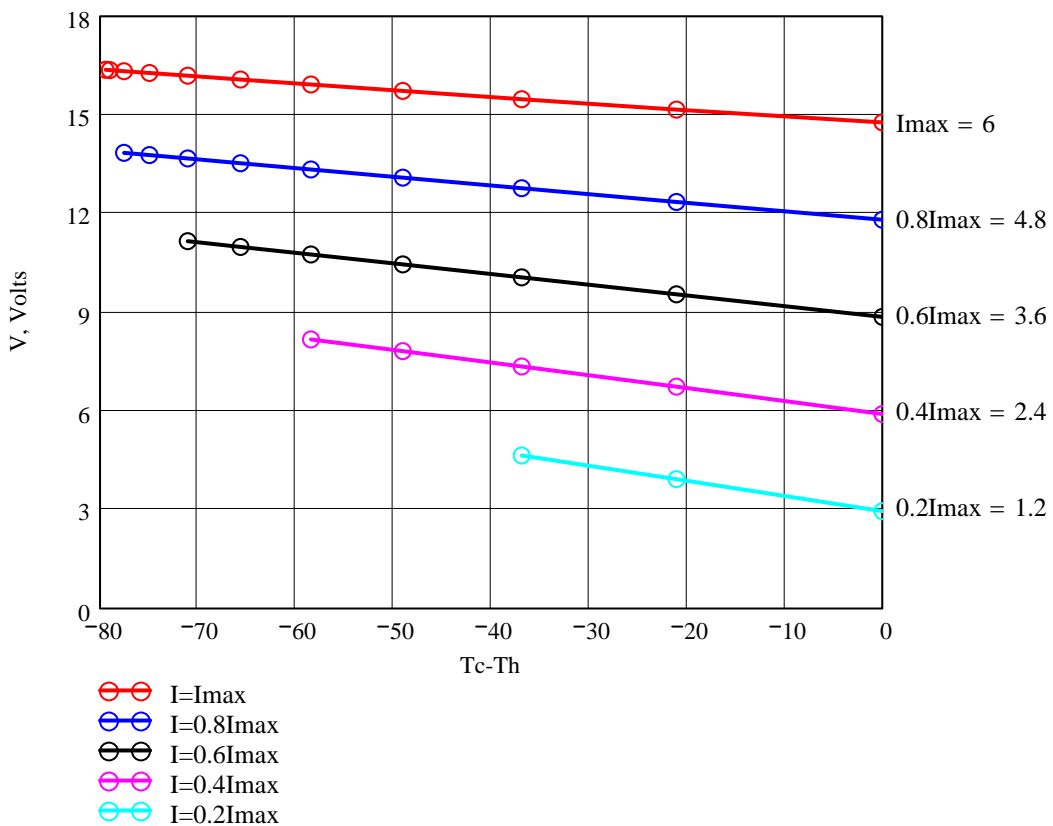
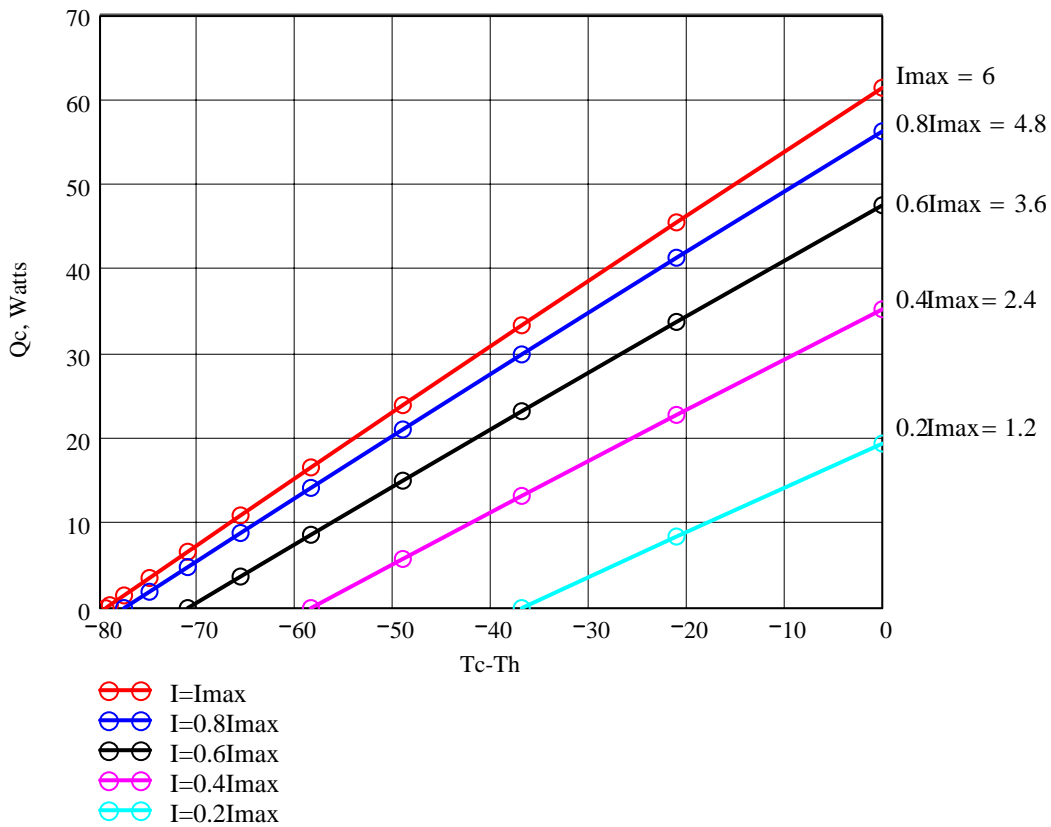
<http://www.sctbnord.com>; e-mail [info@sctbnord.com](mailto:info@sctbnord.com)

Performance graphs for TM-127-1.4-6.0 modules at  $T_h=25\text{ }^\circ\text{C}$   
 Environment: dry air,  $N_2$



$Q_c$  -refrigerating capacity at cold side of the module (Watts),  
 $\Delta T = T_c - T_h$  - temperature difference between cold and hot sides of the module (°C),  
 $I$  - DC current through the modules (Amps)  
 $V$  -voltage applied to the module (Volts).

Performance graphs for TM-127-1.4-6.0 modules at  $T_h=50\text{ }^\circ\text{C}$   
 Environment: dry air,  $N_2$



$Q_c$  -refrigerating capacity at cold side of the module (Watts),  
 $\Delta T = T_c - T_h$  - temperature difference between cold and hot sides of the module (°C),  
 $I$  - DC current through the modules (Amps)  
 $V$  -voltage applied to the module (Volts).