

Thermoelectric module TM - 31-1.4-6.0



Performance Data

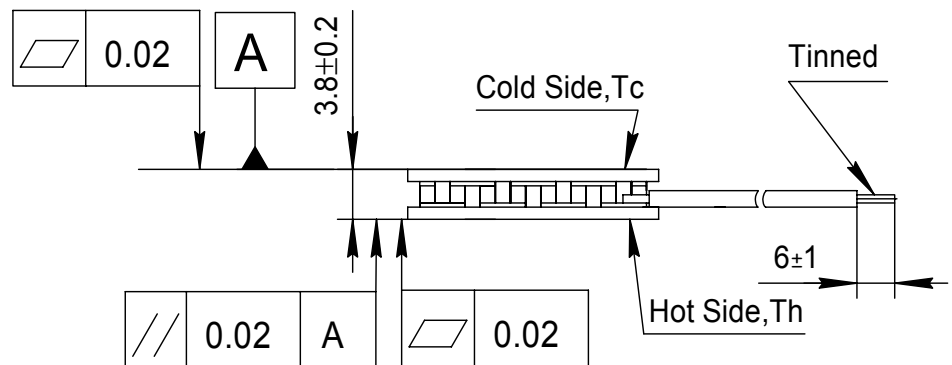
I _{max} (amps)	6.6	$\Delta T = \Delta T_{max}$. $T_h = 25 \pm 0.5$ °C.
V _{max} (volts)	3.7	$T_h = 25 \pm 0.5$ °C. $\Delta T = \Delta T_{max}$. $I = I_{max} \pm 0.1A$
ΔT_{max} (°C)	71	$T_h = 25 \pm 0.5$ °C. $I = I_{max} \pm 0.1A$
Q _{max} (watts)	13.8	$T_h = T_c = 25 \pm 0.5$ °C. $I = I_{max} \pm 0.1A$
AC resistance (ohms)	0.5	25 ± 0.5 °C.

Environment: dry air, N₂

Tolerances for thermal and electrical parameters $\pm 10\%$

Drawing № ND 005.00.00

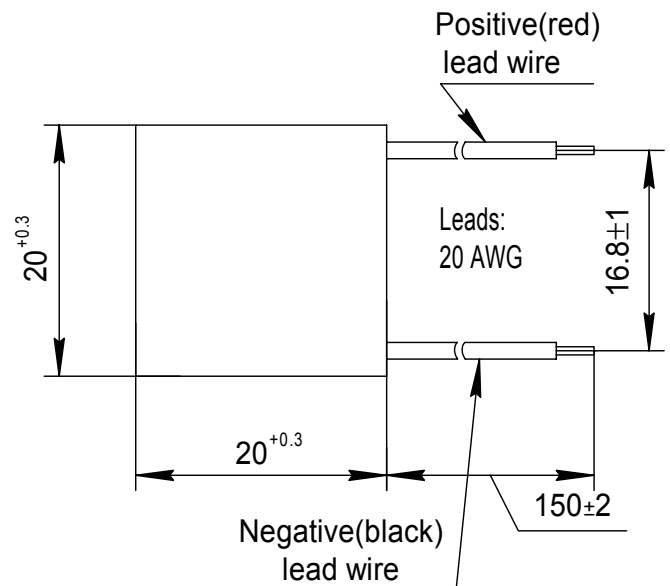
Dimensions in millimeters



Options

Model Number	Description
TM-31-1.4-6.0 M	High reliable version on Cold Side

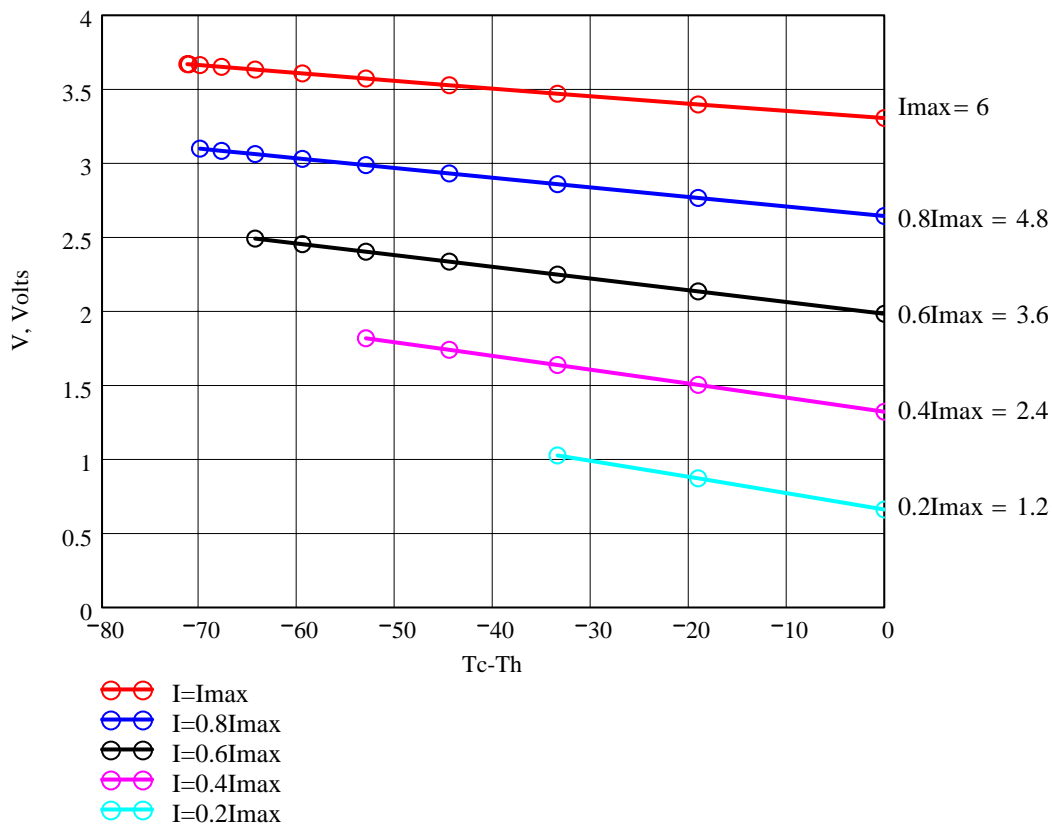
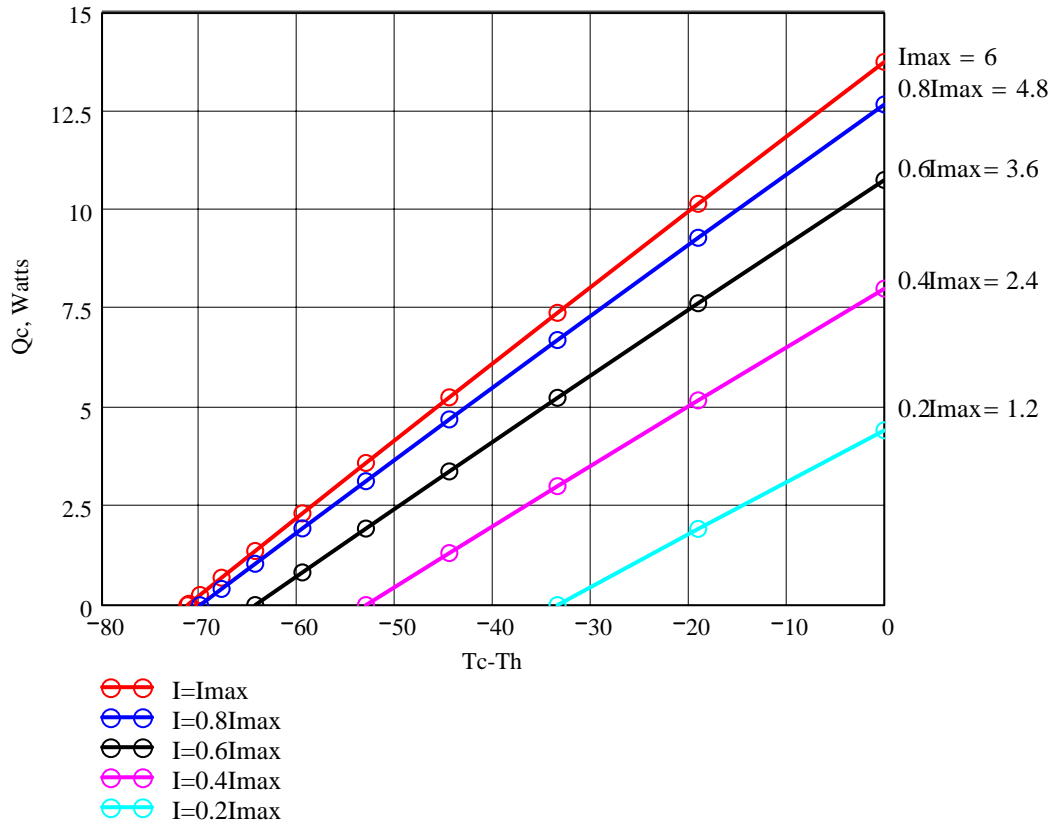
Lead wire insulation	Module maximum processing temperature
PVC	90°C
Silicone	200°C
PTFE	200°C



Additional

- RoHS 2002/95/EC compliant
- Cold Side and Hot Side Ceramics: Al₂O₃, white 96%
- Assembling Solder: SnSb, M.P. 232 °C ; SnCu M.P. 227 °C

Performance graphs for TM-31-1.4-6.0 modules at Th=25 °C
 Environment: dry air, N₂



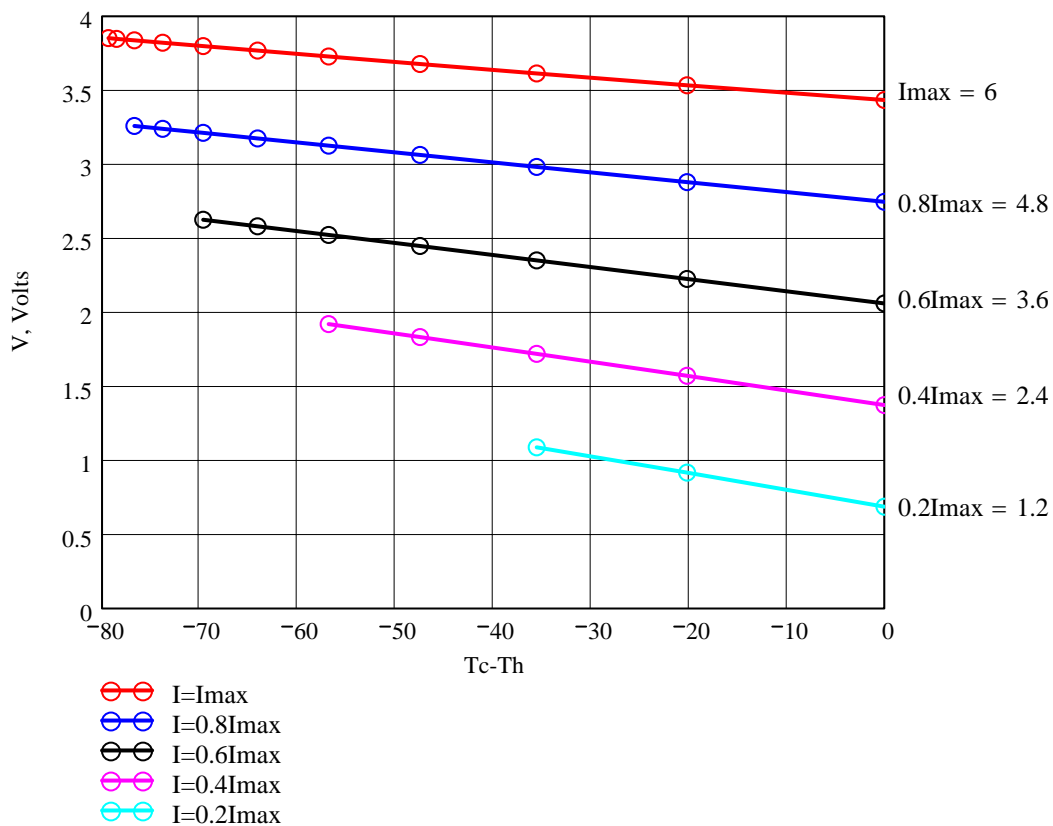
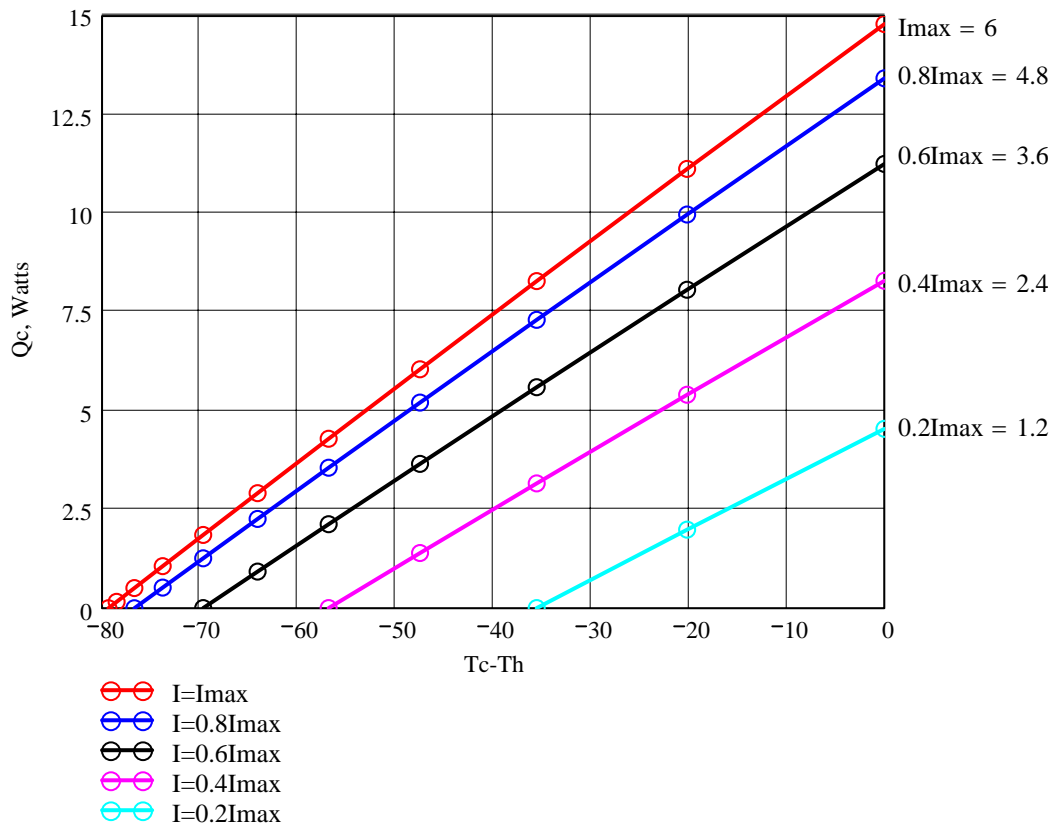
Q_c -refrigerating capacity at cold side of the module (Watts),

ΔT=T_c-T_h - temperature difference between cold and hot sides of the module (°C),

I - DC current through the modules (Amps)

V -voltage applied to the module (Volts).

Performance graphs for TM-31-1.4-6.0 modules at Th=50 °C
 Environment: dry air, N₂



Q_c -refrigerating capacity at cold side of the module (Watts),
 ΔT=T_c-T_h - temperature difference between cold and hot sides of the module (°C),
 I - DC current through the modules (Amps)
 V -voltage applied to the module (Volts).