

Thermoelectric module TM - 71-2.0-15.0



Performance Data

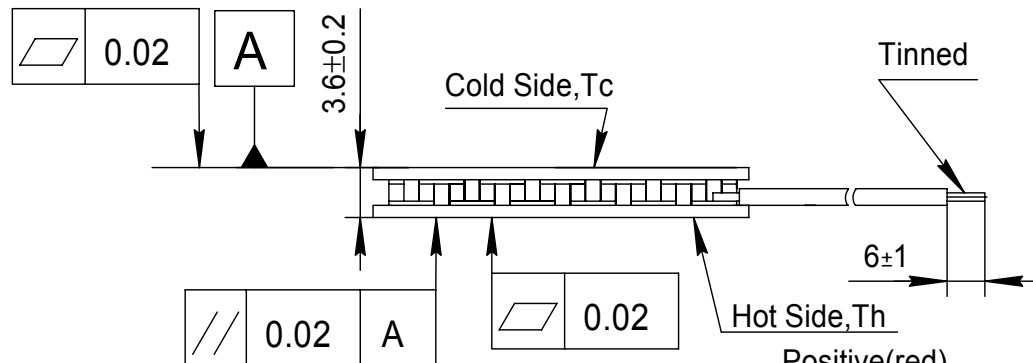
| | | |
|--------------------------|------|---|
| I _{max} (amps) | 16 | $\Delta T = \Delta T_{max}$. $T_h = 25 \pm 0.5$ °C. |
| V _{max} (volts) | 8.2 | $T_h = 25 \pm 0.5$ °C. $\Delta T = \Delta T_{max}$. $I = I_{max} \pm 0.1A$ |
| ΔT_{max} (°C) | 71 | $T_h = 25 \pm 0.5$ °C. $I = I_{max} \pm 0.1A$ |
| Q _{max} (watts) | 78 | $T_h = T_c = 25 \pm 0.5$ °C. $I = I_{max} \pm 0.1A$ |
| AC resistance (ohms) | 0.46 | 25 ± 0.5 °C. |

Environment: dry air, N₂

Tolerances for thermal and electrical parameters $\pm 10\%$

Drawing № ND 044.00.00

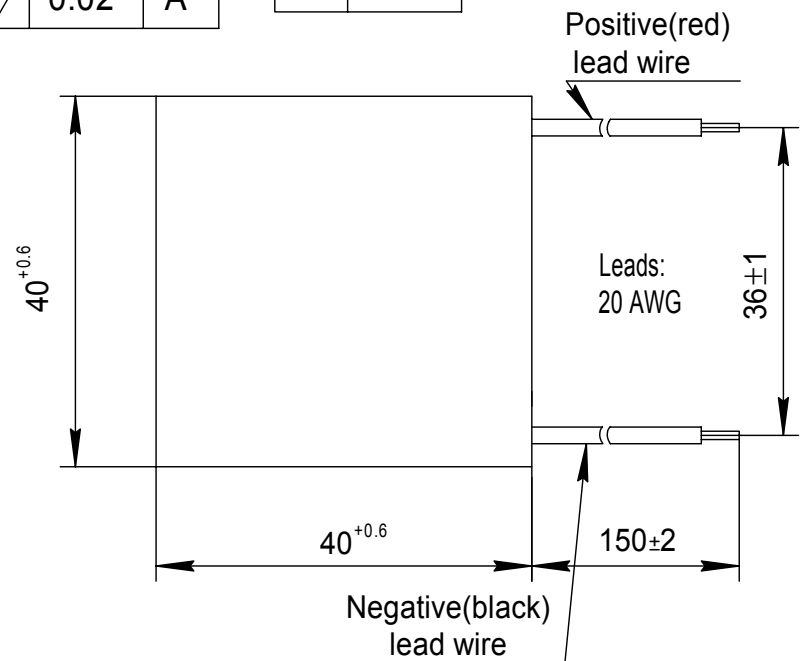
Dimensions in millimeters



Options

| Model Number | Description |
|------------------|------------------------------------|
| TM-71-2.0-15.0 M | High reliable version on Cold Side |

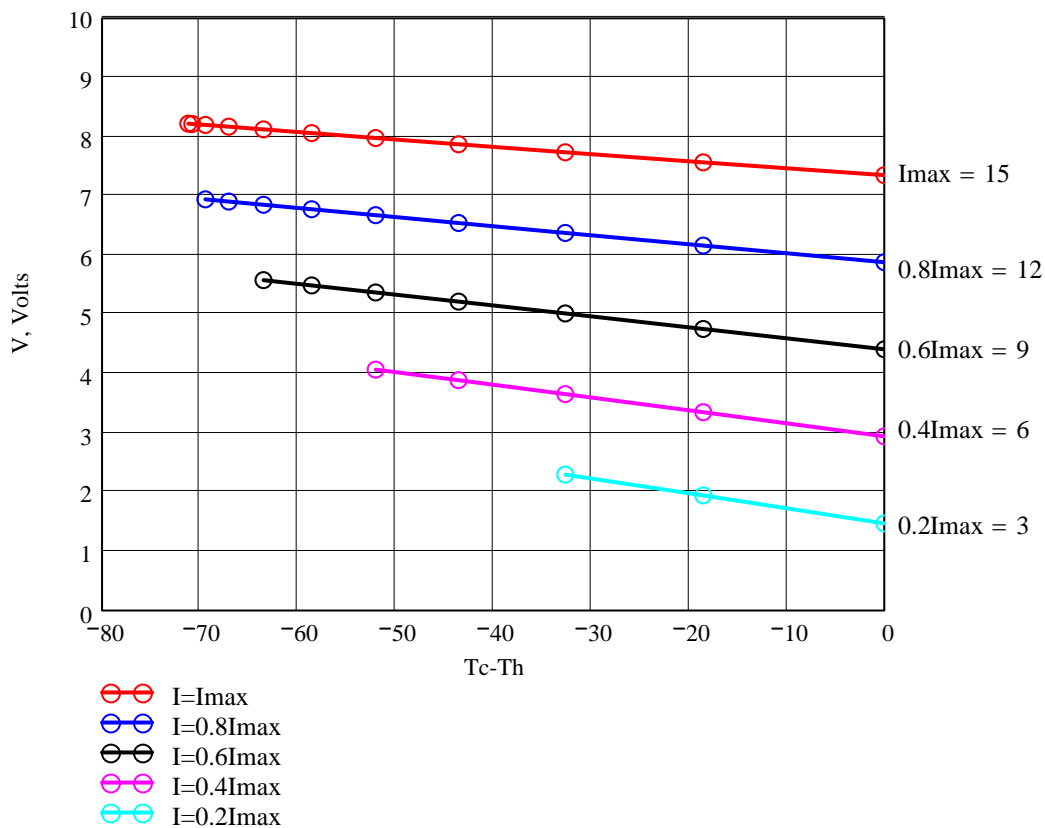
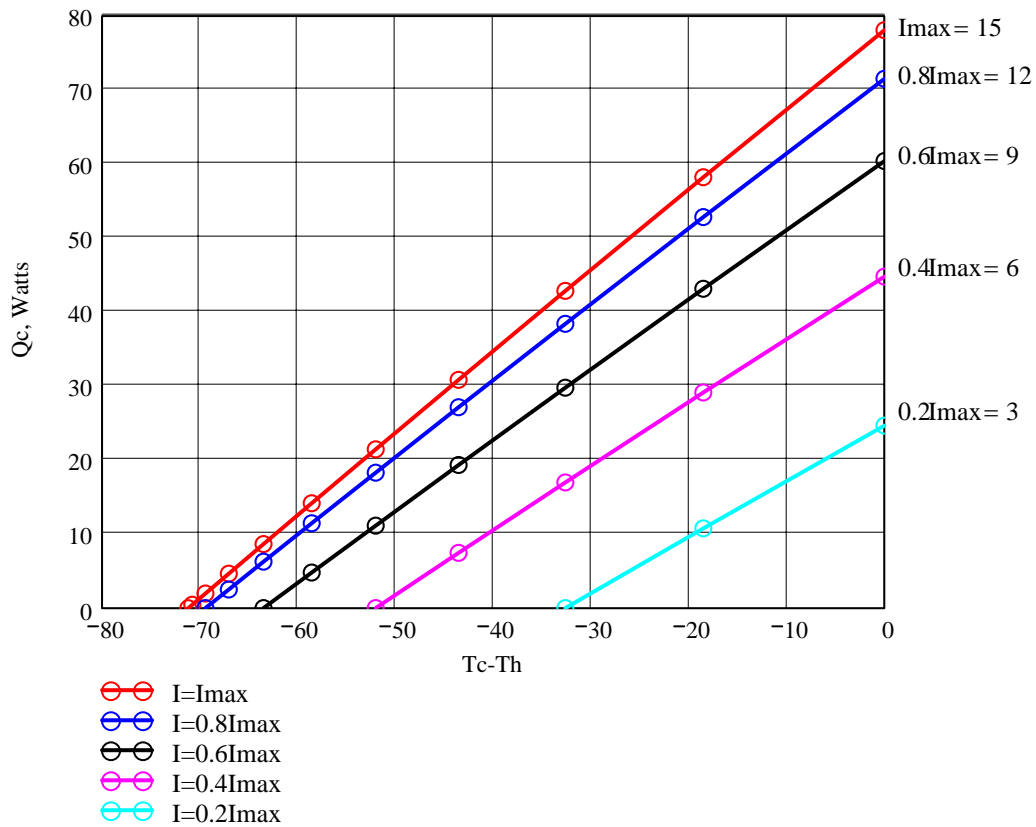
| Lead wire insulation | Module maximum processing temperature |
|----------------------|---------------------------------------|
| PVC | 90°C |
| Silicone | 200°C |
| PTFE | 200°C |



Additional

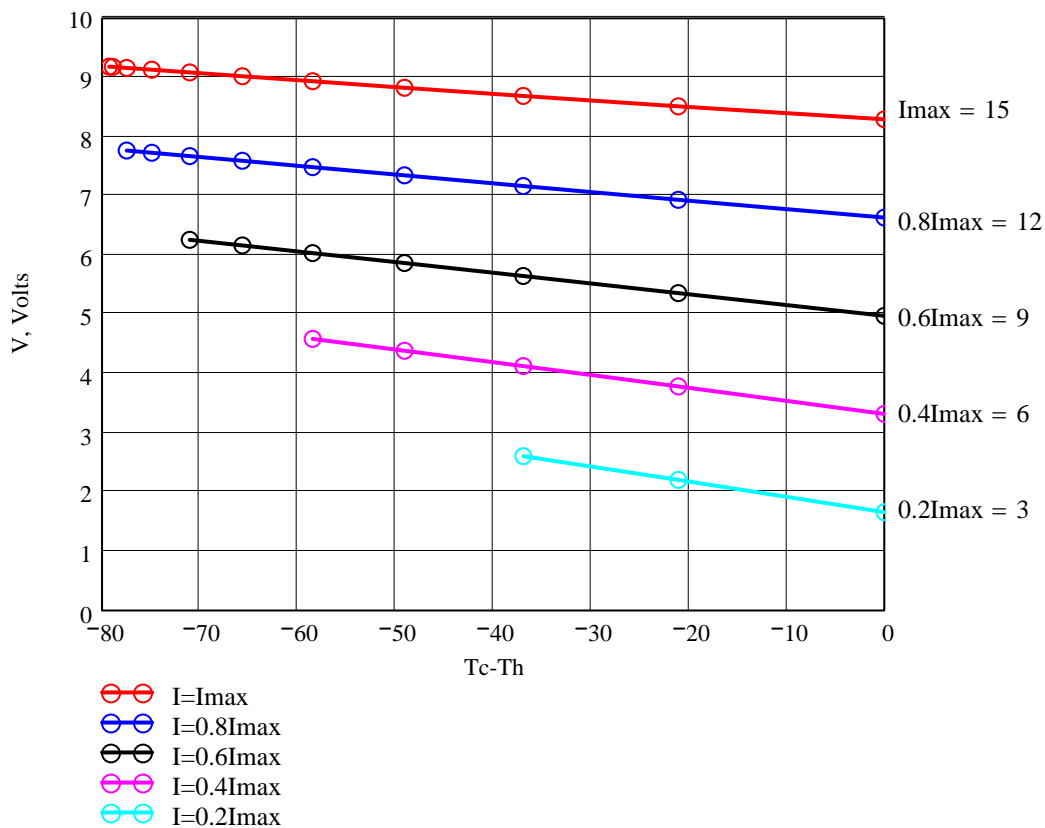
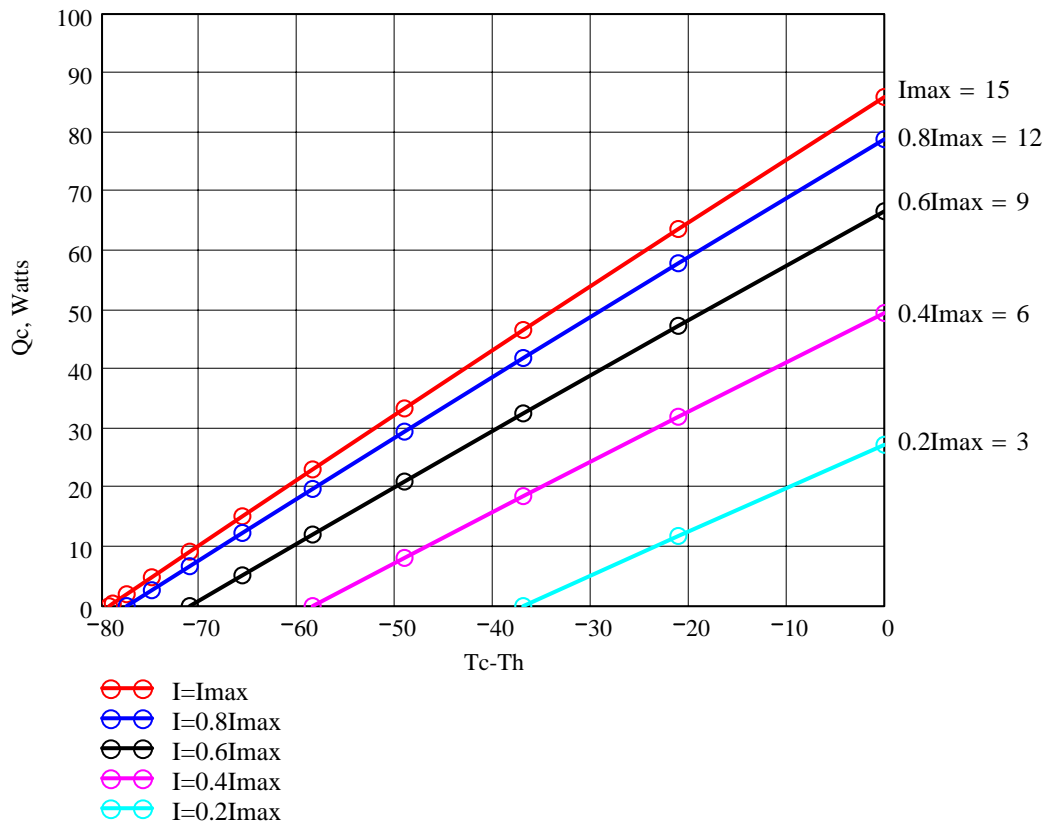
- RoHS 2002/95/EC compliant
- Cold Side and Hot Side Ceramics: Al₂O₃, white 96%
- Assembling Solder: SnSb, M.P. 232 °C ; SnCu M.P. 227 °C

Performance graphs for TM-71-2.0-15.0 modules at $T_h=25\text{ }^\circ\text{C}$
 Environment: dry air, N_2



Q_c -refrigerating capacity at cold side of the module (Watts),
 $\Delta T = T_c - T_h$ - temperature difference between cold and hot sides of the module ($^\circ\text{C}$),
 I - DC current through the modules (Amps)
 V -voltage applied to the module (Volts).

Performance graphs for TM-71-2.0-15.0 modules at $T_h=50\text{ }^\circ\text{C}$
 Environment: dry air, N_2



Q_c -refrigerating capacity at cold side of the module (Watts),
 $\Delta T = T_c - T_h$ - temperature difference between cold and hot sides of the module ($^\circ\text{C}$),
 I - DC current through the modules (Amps)
 V -voltage applied to the module (Volts).